

## INDICATIVE SEAL

### DRAGON SEAL WP (DSWP)

Pull-Tight Seal

***Extensive tamper-evident features for versatile security needs.***

Dragon Seal WP is an advanced design in the Dragon Seal Family with a wider and thicker strap. The strap is embedded with ribs and spikes for additional gripping and tamper-evidence. It is durable to withstand rough handling and versatile for security and authentication purposes.

#### Applications:


- Retail Applications
- Postal Services
- Logistics
- Banking




PREVENTION • PROTECTION • PEACE OF MIND



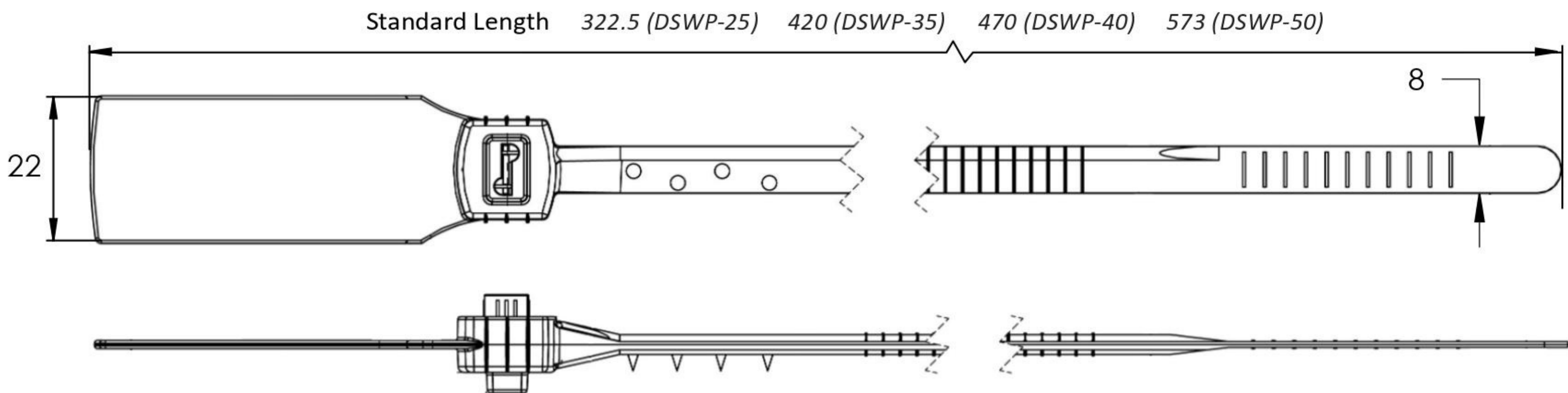




LASER MARKING OPTION



- 1 The Dragon Seal WP is moulded with high-impact PP material with metal lock ultrasonically encapsulated to complement the long thick strap while withstanding extreme weather conditons of -20°C to 80°C.
- 2 One-way locking mechanism is embedded for fast and easy application.
- 3 The locking ribs on the seal provide better grip and stronger endurance during application. Tamper evidence signs are obvious on the strap.
- 4 The large flap allows ample space for identifier marking. Irreversible identifiers such as name, logo, barcode, serial number and QR code are laser-marked on the flap.
- 5 Spikes are placed behind the seal to provide better gripping on the application surface.
- 6 Biodegradable additives for plastic material are available.
- 7 Different strap lengths are available to cater to different applications.



TECHNICAL SPECIFICATIONS

PRODUCT - DRAGON SEAL WP (DSWP)						
Code	Material	Locking Length	Locking Size	Tensile Strength	Marking Area	Max Marking Digits
DSWP25	<b>Plastic :</b> High-impact Polypropylene (PP) <b>Metal Jaw :</b> Stainless Steel (SUS 304)	253 mm (10 in)	8.0 mm (0.3 in)	>45 kgf (>99.2 lbf)	21 x 51 mm (0.8 x 2.0 in)	<b>Serial no : 12</b> <b>Barcode : 12</b>
DSWP35		350 mm (14 in)				
DSWP40		400 mm (16 in)				
DSWP50		503 mm (20 in)				

PACKAGING					
Carton	Quantity	Dimensions (mm)	Gross Weight (kg)	Volume (m <sup>3</sup> )	Standard Pastel Colours
DSWP25 Inner	1000	562 x 316 x 244 (22.1 x 12.4 x 9.6 in)	7.48 (16.49 lb)	0.043 (1.5 cu.ft.)	<b>Body :</b> <span>WH</span> <span>PSYL</span> <span>PSOR</span> <span>PSRD</span> <span>PSBL</span> <span>PSGN</span> <b>Cap :</b> <span>TRNS</span> <i>For colour customisations, kindly contact us for further information.</i>
DSWP35 Inner		TBC	TBC	TBC	
DSWP40 Inner		615 x 280 x 280 (24.2 x 11.0 x 11.0 in)	10.45 (23.05 lb)	0.048 (1.7 cu.ft.)	
DSWP50 Inner		TBC	TBC	TBC	

Updated Date : 27 November 2020